Resilience.
Leveraging Strengths.

PETRONAS CHEMICALS GROUP BERHAD

Macquarie Virtual Conference
MQ ETAC Across the Barrel:
APAC & Middle East Energy Dialogues
29th June 2026

The PETRONAS Group adopts zero tolerance against all forms of bribery and corruption. We abide by the PETRONAS Code of Conduct and Business Ethics (CoBE) & Anti-Bribery and Corruption (ABC) Manual, guided by our Shared Values and Statement of Purpose.

©2026 Petroliam Nasional Berhad (PETRONAS)
All rights reserved. No part of this document may be reproduced in any form possible, stored in a retrieval system, transmitted and/or disseminated in any form or by any means (digital, mechanical, hard copy, recording or otherwise) without the permission of the copyright owner.

Disclaimer

PETRONAS Chemicals Group Berhad ("PCG"), its subsidiaries and related corporations confirm that care has been taken in ensuring the accuracy and correctness of information, statements, text, articles, data, images and other materials contained and appearing in this presentation and the associated slides (hereinafter referred to as "the MATERIALS"). Accordingly, PCG, its subsidiaries and related corporations and its or their directors, officers, employees, agents and advisers (hereinafter referred to as "We") represent that, to the best of our knowledge and belief that the MATERIALS which are owned and directly related to us therein are accurate, correct and true.

The MATERIALS is not exhaustive. We do not assume any obligation to add, delete or make any changes to the MATERIALS and we may do so, if we feel necessary, without prior notice.

We expressly disclaim all liabilities whatsoever for any direct, indirect, special or consequential loss or damages howsoever resulting directly or indirectly from the access to or the use of this MATERIALS and the reliance on the MATERIALS contained herein. You should rely on your own evaluation and assessment of the MATERIALS in order to arrive at any decision. Any decision made by you based on the MATERIALS is your sole responsibility.

The MATERIALS may also contain information provided by third parties and we make no representation or warranty regarding the accuracy, reliability, truth and completeness of the said third parties' information.

In no event would the MATERIALS constitute or be deemed to constitute an invitation to invest in PCG, its subsidiaries and related corporations or an invitation by PCG, its subsidiaries and related corporations to enter into a contract with you.

Forward Looking Statements and Associated Risks

The MATERIALS and related discussions, including but not limited to those regarding the petrochemicals environment, anticipated demand for petrochemicals, plant turnaround activity and costs, investments in safety and operational risk, increase in turnaround activity and impact on production, future capital expenditures in general, generation of future receivables, sales to customers, cash flows, costs, cost savings, debt, demand, disposals, dividends, earnings, efficiency, gearing, growth, strategy, trends, reserves and productivity together with statements that contain words such as "believe", "plan", "expect" and "anticipate" and similar expressions thereof may constitute forward looking statements.

Such forward-looking statements are subject to certain risks and uncertainties, including but not limited to, the economic situation in Malaysia and countries in which we transact business internationally, increases in regulatory burdens in Malaysia and such countries, changes in import control or import duties, levies or taxes in international markets or in Malaysia, and changes in prices or demand for products produced by us, both in Malaysia and in international markets, as a result of competitive actions or economic factors. Such forward looking statements are also subject to the risks of increased costs in related technologies and such technologies producing expected results, and performance by third parties in accordance with contractual terms and specifications.

Should one or more of these uncertainties or risks, among others, materialise, actual results may vary materially from those estimated, anticipated or projected. Specifically, but without limitation, capital costs could increase, projects could be delayed, and anticipated improvements in capacity or performance may not be fully realised. Although We believe that the expectations of management as reflected by such forward looking statements are reasonable based on information currently available, no assurances can be given that such expectations will prove to have been correct. Accordingly, you are cautioned not to place undue reliance on the forward looking statements. We undertake no obligation to update or revise any of them, whether as a result of new information, future events or otherwise.

This presentation and its contents are strictly confidential and must not be copied, reproduced, distributed, summarised, disclosed, referred or passed to others at any time without the prior written consent of PCG.

PCG is a leading integrated chemicals player in the region

Largest integrated gas-based producer in Southeast Asia

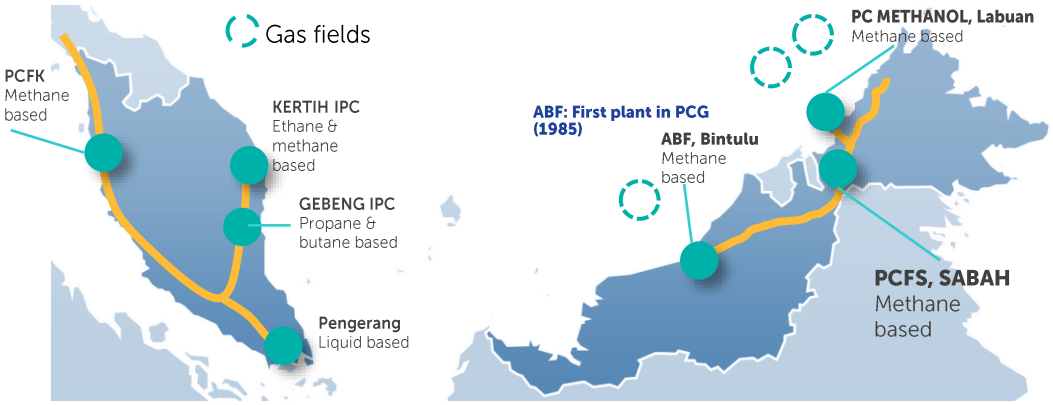

Global Network

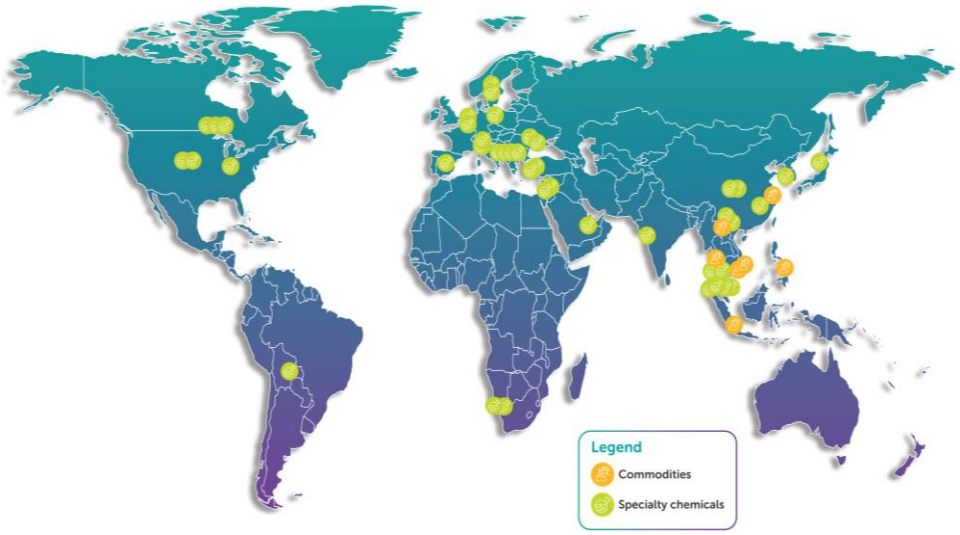

2 Portfolios

Commodities	in MMTPA
Olefins & Derivatives (O&D) *Olefins, intermediate, basic chemicals & polymers*	**~6.4**
Fertiliser & Methanol (F&M) *Methanol & a range of nitrogen, phosphate compound fertilisers*	**~7.8**
Specialty Chemicals	
Specialty Chemicals (SC) *Specialty chemicals from the operations of BRB & Perstorp*	**~2.6**

Overall Production Capacity:

16.8 *mil tpa*

~ 21 world- class chemicals manufacturing sites worldwide

Market Capitalisation:

RM48.6 *bil*

as at 31 March 2026

Our Market presence:

26% Domestic

31% SEA

22% NEA

23% ROTW

Top 5 Sales Countries:

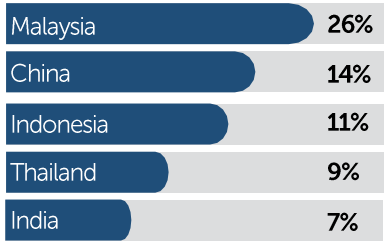

as at 31 December 2025

FY2025 performance

Operational *(mil tpa)*

Commodities P.U Rate:	Production Volume:	Sales Volume:
88%	**10.8**	**10.8**
2024:91%	*2024: 11.2*	*2024: 10.4*

Financial *(RM bil)*

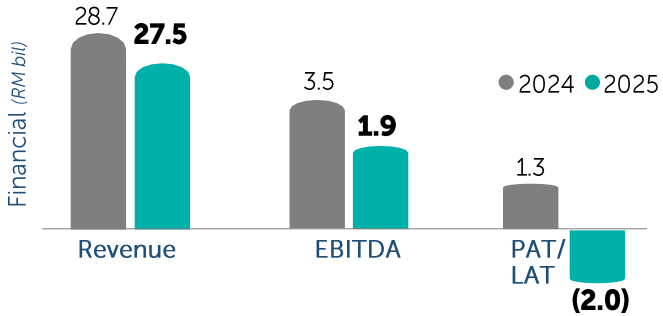

Value Creation and Cost Optimisation

RM574 Million EBITDA improvement

Historical payout ratio

>50% of group PATANCI

Total Dividend paid for 2025

RM 560 Million

1Q 2026: Improved earnings driven by stronger average product spreads and lower operating costs

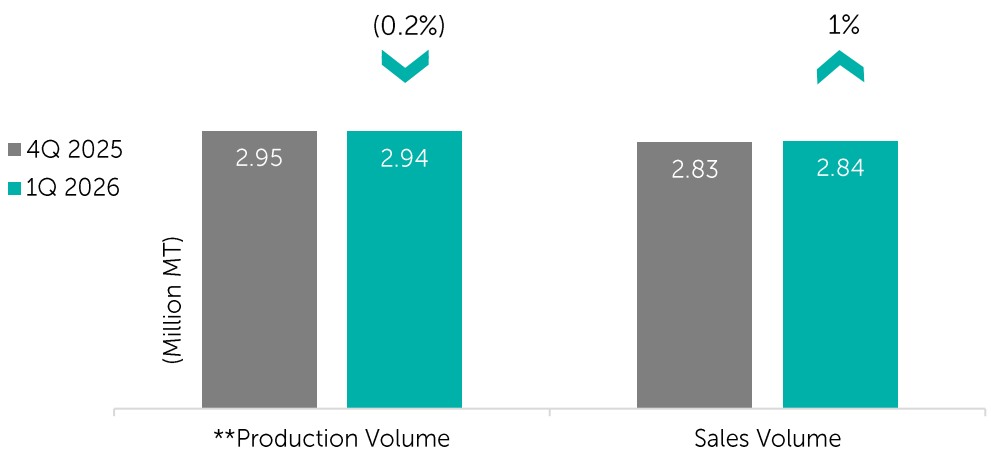

	4Q 2025	1Q 2026
REVENUE *in RM Million*	6,600	7,015
EBITDA *in RM Million*	115	1,175
PAT/(LAT) *in RM Million*	(730)	427
EBITDA MARGIN *(%)*	1.7	16.7

***Excludes PIC*

Operational

- Plant Utilisation (PU)* rate sustained at a high level of 97% (4Q 2025: 96%)
- Marginally lower production volume at 2.94 million MT (4Q 2025: 2.95 million MT)

Commercial

- Marginally higher sales volume at 2.84 million MT, supported by higher sales volume from Specialty Chemicals *(4Q 2025: 2.83 million MT)*
- Average commodities product prices improved, while Specialty Chemicals was comparable quarter-on-quarter

Financial

- Revenue was higher mainly due to higher average product prices for the Commodities products and higher sales volume from Specialty Chemicals
- EBITDA improved on higher product spreads, lower plant operation costs and higher contribution from Specialty Chemicals
- Recorded PAT of RM427 mil, reversing the LAT of RM730 mil in preceding quarter, in line with higher EBITDA, lower unrealised foreign exchange losses and gain on disposal of investments

**Excludes Specialty Chemicals and PIC*

PCG's 2-pronged growth strategy aims to preserve and grow value, both in basic chemicals & derivatives business and specialty chemicals platform

Two-Pronged Strategy

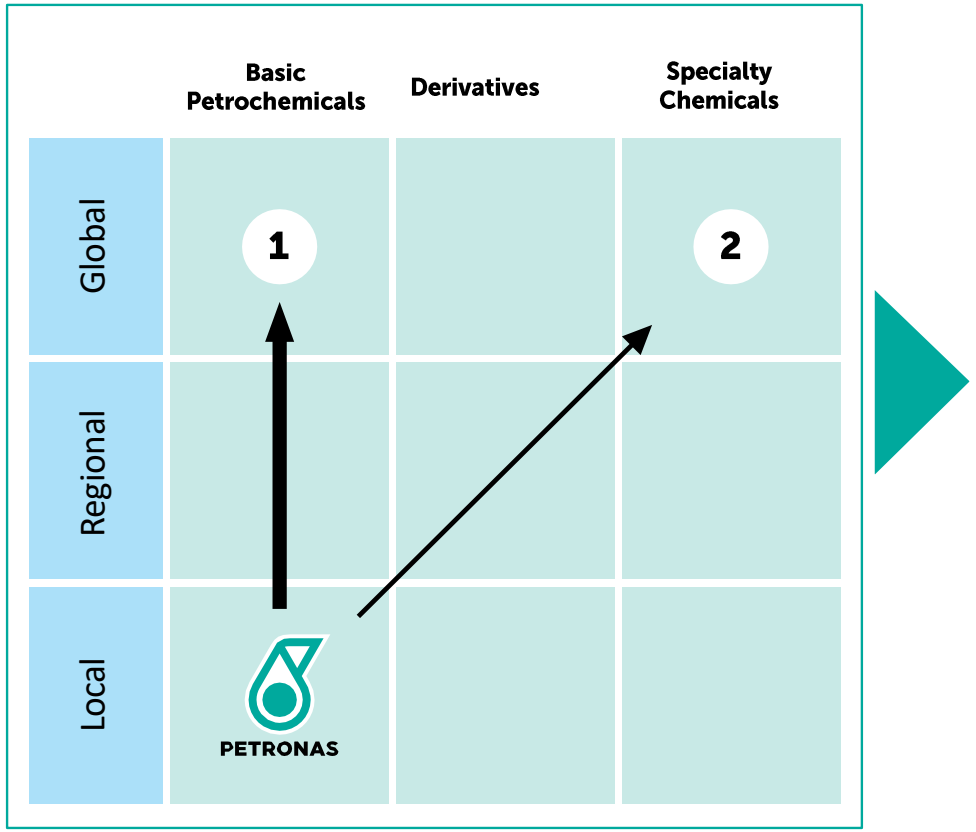

1 Sustain strength in basic petrochemicals

2 Selectively diversify into derivatives, specialty chemicals and solutions

Investing for sustainable future: Extending commodities value chain

Our priority is to grow and deliver value to our stakeholders

CAPEX for new Business

- **Commodities**
- **Specialties**

New Projects

CAPEX is crucial in sustaining the businesses

(For illustration purpose only)

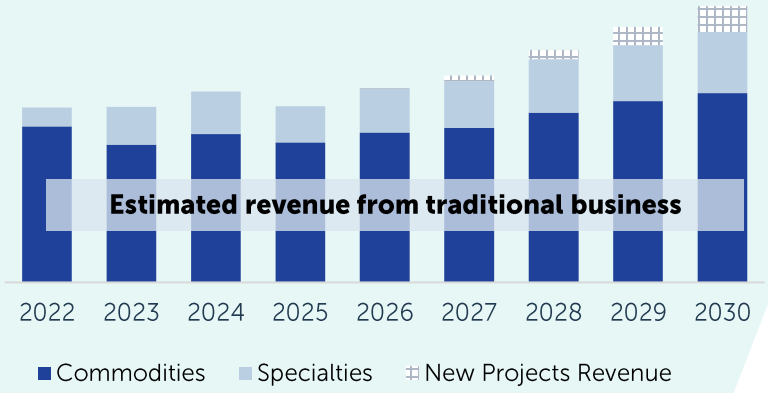

Commercial Operations Achieved

Specialty Ethoxylates & Polyether Polyols for personal care & automotive

2-Ethylhexanoic Acid (2-EHA) for synthetic lubricants

Nitrile Butadiene Latex (NBL) for medical glove

Polymer and glycol as chemical building blocks

Execution in Progress

Maleic Anhydride (MAn) for coatings industries

Investing for a sustainable future: Grow Specialties product portfolio

Our priority is to grow and deliver value to our stakeholders

CAPEX for new Business

- Commodities
- Specialties
- New Projects

CAPEX is crucial in sustaining the businesses

(For illustration purpose only)

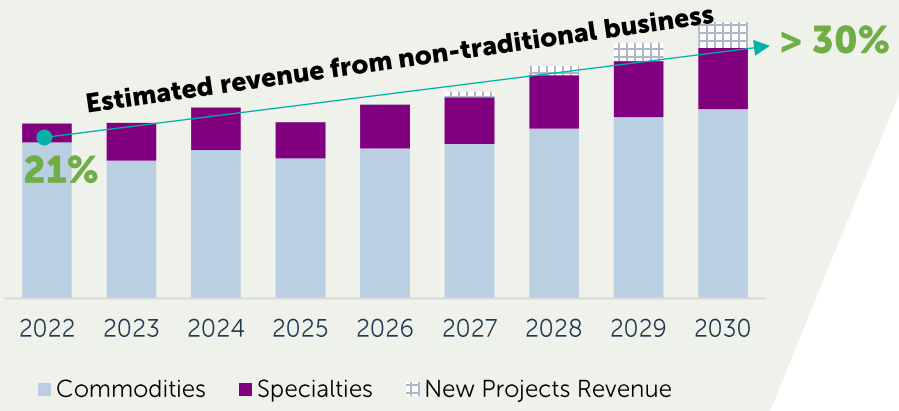

Growing specialty offering with pace

Synthetic esters for high-performance transformer fluids

SynmerseTM DC
Sustainable immersion cooling solution for data center

Emfinity® CGSA 200B
Biobased personal care ingredient



PevalenTM Pro 100
Fully renewable plasticiser for soft plastic

Investing for a sustainable future: Expanding Specialties market presence

New regional offices in Türkiye, Taiwan & Malaysia

New Pentaerythritol (Penta) & Calcium Formate Plant in India

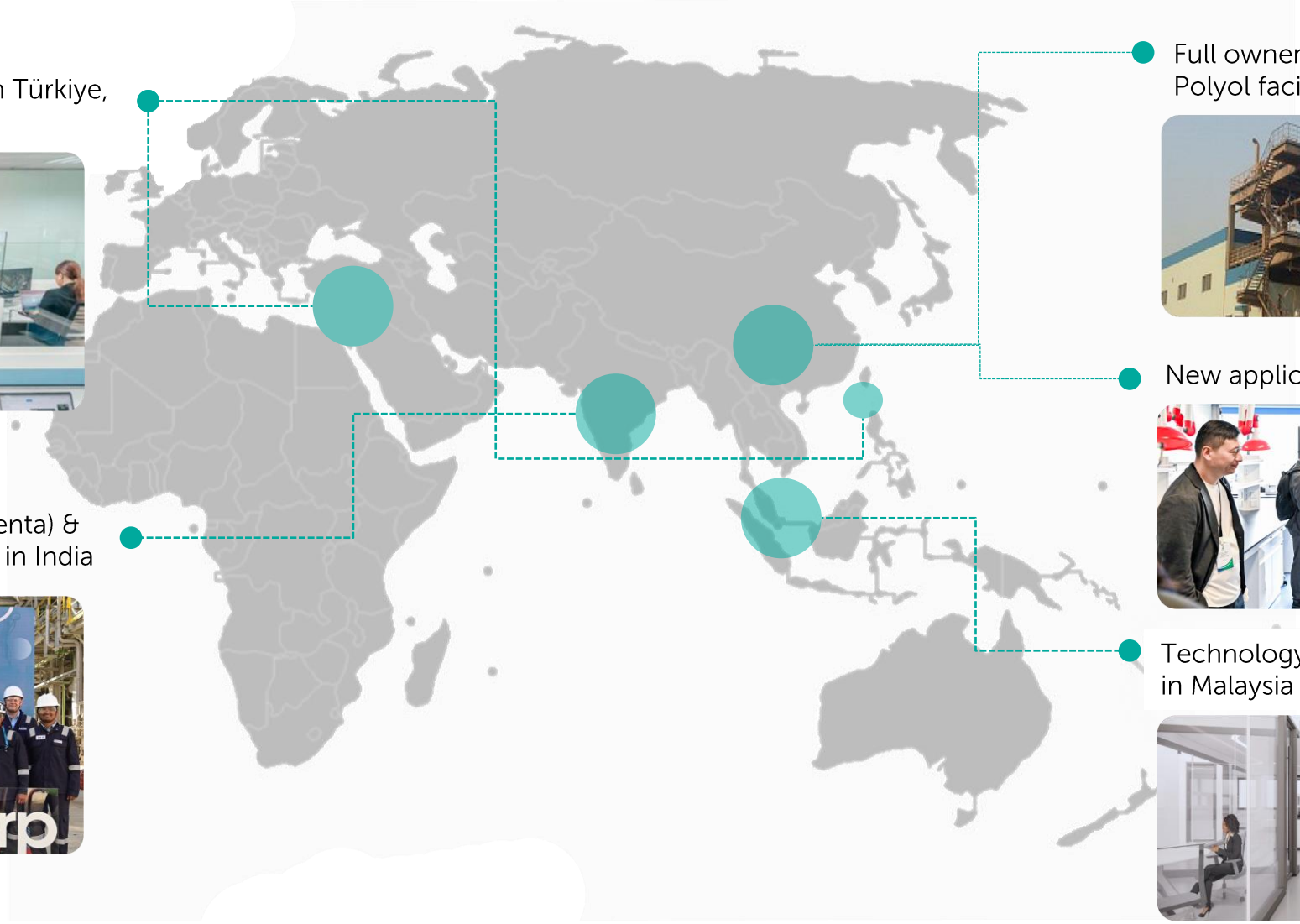

Full ownership of Zibo Polyol facility

New application lab in China

Technology & Innovation Centre in Malaysia

Sustainability at the core

Economic

Pro-Environment Solutions

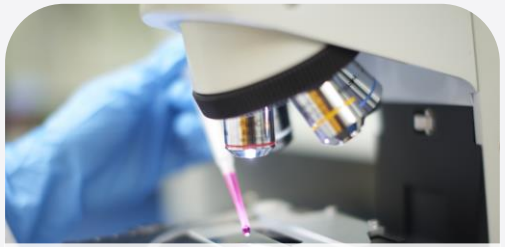

Sustainability and Technology & Innovation Funds

Environment

~312 ktCO2e GHG emissions reduction

Net Zero Carbon Emissions for Waspik & Echt Sites

Social

PCG Be Green

Education and community partnerships

Governance

FTSE4GOOD

S&P Dow Jones Indices
A Division of S&P Global

4-star for FTSE4Good & Top 10% for Dow Jones Best-in-Class indices

GOLD | Top 5% ecovadis Sustainability Rating MAR 2025

SILVER | Top 15% ecovadis Sustainability Rating MAR 2025

Gold & Silver Ecovadis rating by Perstorp & BRB

2026 Industry Fundamentals Remains Challenging, Increased Geopolitical Risks



Oversupplied Market

Trade Flow Shifts

Cost Inflation

Increasing Regulatory Pressures

2026 Focus Areas

OE

Operational Excellence

- Disciplined execution of planned statutory turnarounds and maintenance activities
- Portfolio high-grading focusing on asset optimisation, cost competitiveness and operational efficiency
- Continued value-optimisation and prudent cost discipline

CE

Commercial Excellence

- By strengthening market intelligence and portfolio optimisation
- Deeper customer collaboration and product co-creation opportunities

GDE

Growth Delivery Excellence

- Ensure strategic investments are delivered with clarity and focus on long-term value creation, underpinned by sustainability principles
- Selective expansion into high demand markets, underpinned by sustainability-led solutions and customer-centric innovation

PETRONAS

PETRONAS CHEMICALS GROUP BERHAD

Thank you

Contact us at:
petronaschemicals_ir@petronas.com

The PETRONAS Group adopts zero tolerance against all forms of bribery and corruption. We abide by the PETRONAS Code of Conduct and Business Ethics (CoBE) & Anti-Bribery and Corruption (ABC) Manual, guided by our Shared Values and Statement of Purpose.

©2026 Petroliam Nasional Berhad (PETRONAS)
All rights reserved. No part of this document may be reproduced in any form possible, stored in a retrieval system, transmitted and/or disseminated in any form or by any means (digital, mechanical, hard copy, recording or otherwise) without the permission of the copyright owner.